Performance Range

50Hz

EVMS 1-3-5-10-15-20

EVM 32-45-64

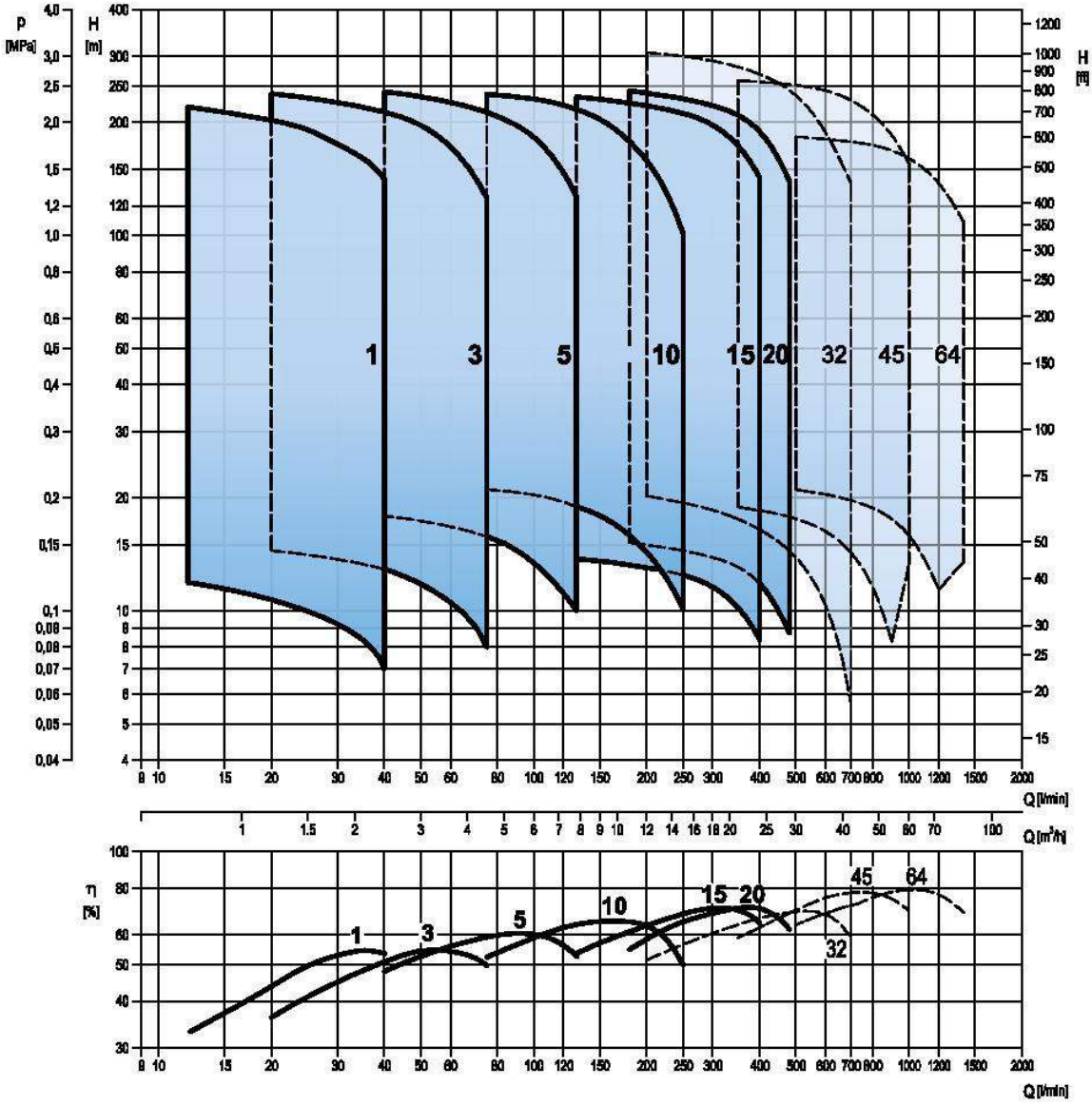

Minimum efficiency index (MEI)

Pump type	MEI
EVMS(.)1	> 0.70
EVMS(.)3	> 0.70
EVMS(.)5	> 0.70
EVMS(.)10	> 0.70
EVMS(.)15	> 0.70
EVMS(.)20	> 0.70

Performance Range

60Hz

EVMS 1-3-5-10-15-20

EVM 32-45-64

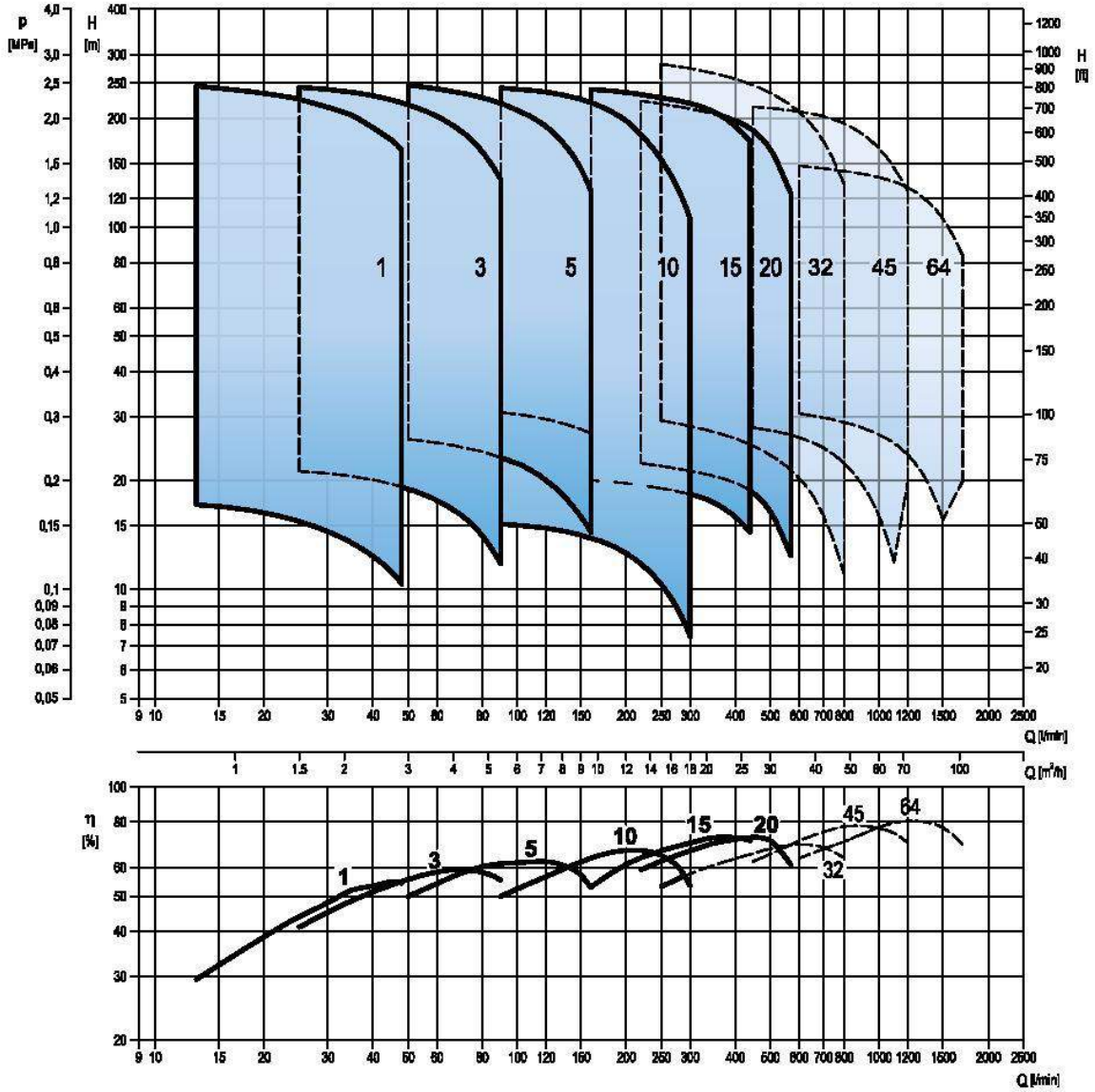

Sectional Drawing

EVMS 1-3-5-10-15-20

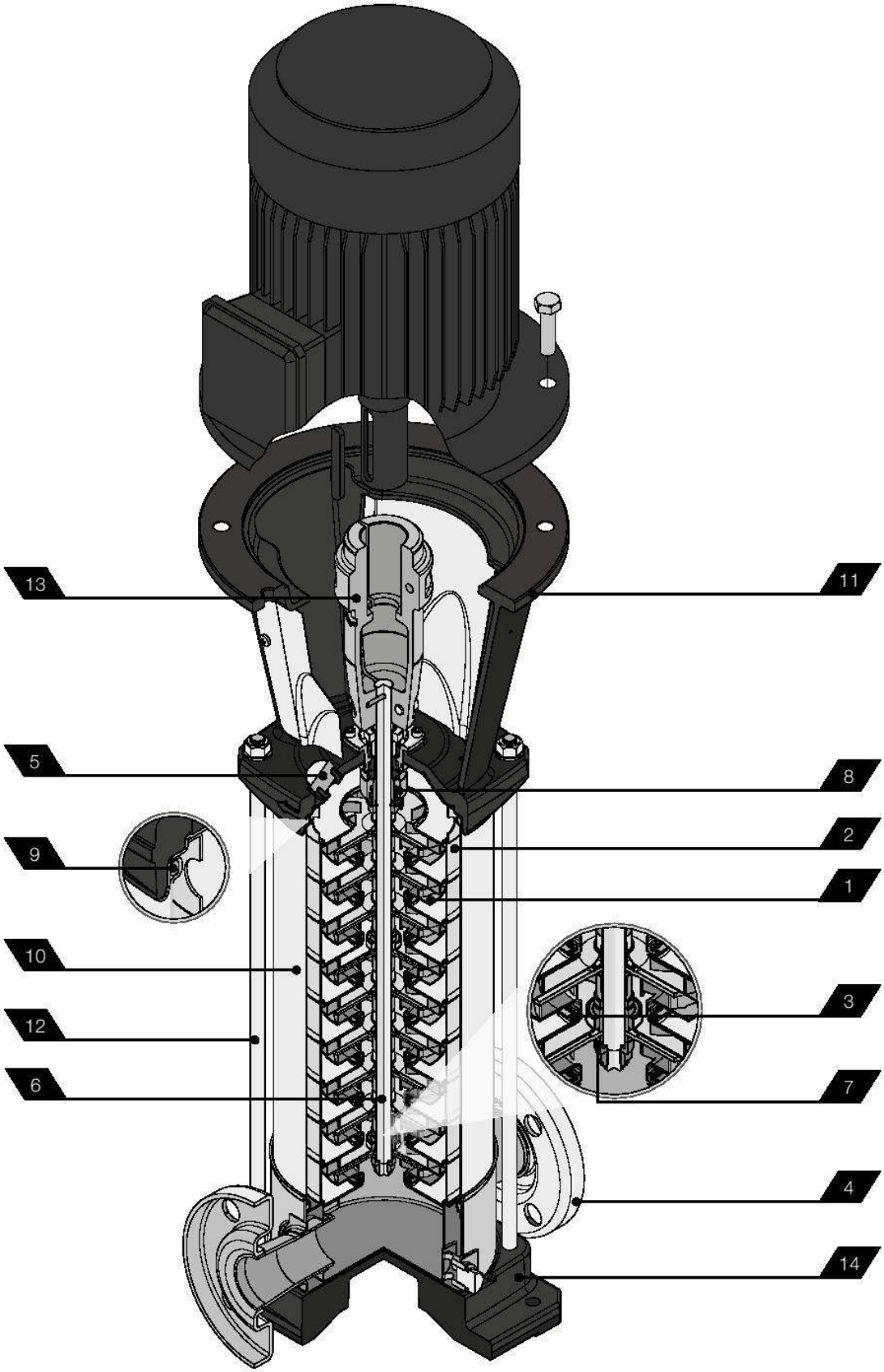

Product Specifications

EVMS 1-3-5-10-15-20

Pump

Version			EVMSG						EVMS						EVMSL					
Operating range	Nominal flow rate (m^3/h)		1	3	5	10	15	20	1	3	5	10	15	20	1	3	5	10	15	20
	Maximum working pressure		1.6/2.5 MPa (16 bar/25 bar)																	
	Maximum liquid temperature range		-30° to 140°C																	
Key Components Materials	1. Impeller		EN 1.4301 (AISI 304)												EN 1.4401 (AISI 316)					
	2. Intermediate casing		EN 1.4301 (AISI 304)												EN 1.4401 (AISI 316)					
	3. Liner ring		EN 1.4301 (AISI 304) + PPS												EN 1.4401 (AISI 316) + PPS					
	4. Bottom casing		Cast Iron						EN 1.4301 (AISI 304)						EN 1.4401 (AISI 316)					
	5. Casing cover		EN 1.4301 (AISI 304)												EN 1.4401 (AISI 316)					
	6. Shaft	EN 1.4301 (AISI 304)	EVMS(G) 1-3-10 EVMSG 5-15-20 (depend on models)																	
		EN 1.4404 (AISI 316L)	EVMSL 1-3-10 EVMSL5-15-20 (depend on models)																	
		EN 1.4460 (AISI 329A)	EVMS(G)(L) 5-15-20 (depend on models)																	
	7. Shaft sleeve bearing		Tungsten carbide																	
	8. Shaft seal		Please see the shaft seal options on page 18.																	
	9. O ring	EPDM	●	●	●	●	●	●	●	●	●	●	●	●	●	●	●	●	●	●
		FPM	O	O	O	O	O	O	O	O	O	O	O	O	O	O	O	O	O	O
	10. Outer casing		EN 1.4301 (AISI 304)												EN 1.4404 (AISI 316L)					
	11. Motor bracket		Cast Iron																	
	12. Tie rod		Galvanized steel 6.8 strength class ISO 898/1																	
	13. Coupling		Die cast aluminium (up to 4 kW), Cast iron (from 5.5 kW)																	
	14. Base		Cast iron						Die cast aluminium											
Pipe Connection	Oval flange	up to 16 bar	●	●	●	●	●	●	●	●	●	●	●	●	●	●	●	●	●	●
	Round flange DIN (EVMS(L)1-3-5 DIN/ANSI)	up to 16 bar	O	O	O	O	O	O	O	O	O	O	O	O	O	O	O	O	O	O
		from 16 bar to 25 bar	●	●	●	●	●	●	●	●	●	●	●	●	●	●	●	●	●	●
	Loose Flange DIN (EVMS(L)1-3-5 DIN/ANSI)	up to 16 bar							O	O	O	O	O	O	O	O	O	O	O	O
		from 16 bar to 25 bar							O	O	O	O	O	O	O	O	O	O	O	O
	Victaulic®	up to 25 bar							O	O	O	O	O	O	O	O	O	O	O	O
	Clamp	up to 25 bar							O	O	O	O	O	O	O	O	O	O	O	O

Legend: ● Standard O Options

Motor

Power Source	Frequency	50 Hz		60 Hz	
	Phase	Single Phase	Three Phase	Three Phase	
	Rotation Speed	~ 2900 min^{-1}		~ 3500 min^{-1}	
	Power Rating	0.37 ÷ 2.2 kW	0.37 ÷ 18.5 kW	0.37 ÷ 18.5 kW	
		0.5 ÷ 3.0 HP	0.5 ÷ 25 HP	0.5 ÷ 25 HP	
	Voltage	230 ± 10%	230/400 ± 10% (up to 4kW) 400/690 ± 10% (above 5.5 kW)	220/380 ± 10% V (up to 4kW) 380/660 ± 10% V (above 5.5 kW)	265/460 ± 10% V (up to 4kW) 460 ± 10% V (above 5.5 kW)
Type	Type	Electric - TEFC		Electric - TEFC	
	Efficiency	from 0.37 to 2.2 kW	from 0.37 to 0.55 kW IE3 from 0.75 to 18.5 kW	from 0.37 kW to 0.55 kW IE2/IE3 from 0.75 to 18.5 kW	
	No° of poles	2		2	
	Protection Degree	IP 55		IP 55	
	Insulation Class	F (temperature rise class B)		F (temperature rise class B)	
Others	Thermal Protection	PTC as standard for the above 1.5 kW		PTC as standard for the above 1.5 kW	
	Casing Material	Aluminium		Aluminium	
	Flange Mount (IEC motor)	IM B14 (up to 4 kW) IM B5 (above 5.5 kW)		IM B14 (up to 4 kW) IM B5 (above 5.5 kW)	

Shaft seal data

EVMS 1-3-5-10-15-20

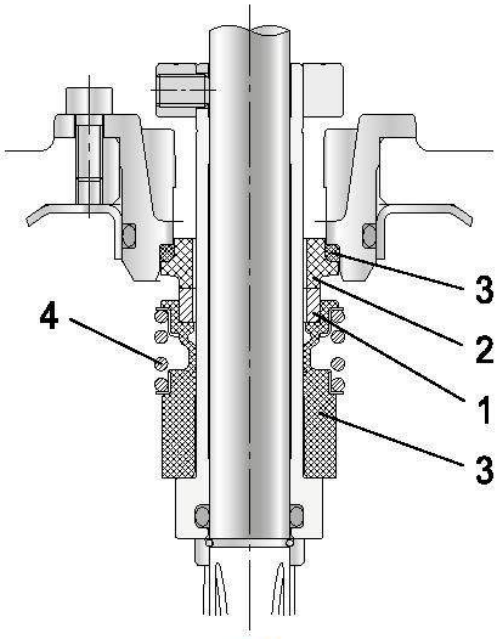

up to 16 bar

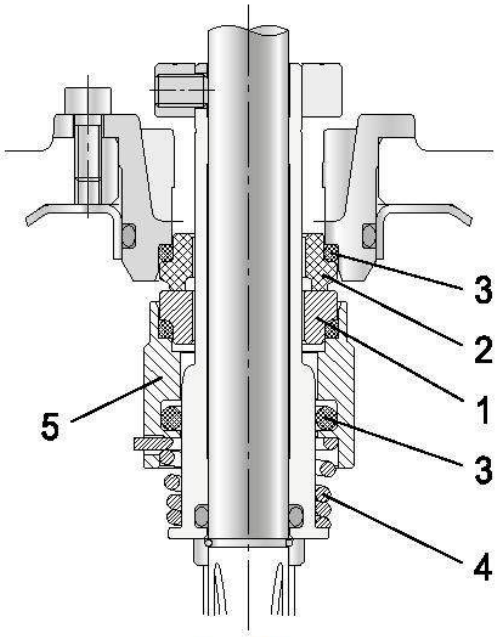

from 16 bar
to 25 bar

Legend: ● Standard ○ Options () Type key

Pump model	Max liquid temperature range	Shaft seal type Cartridge		Shaft seal material					Type key
		Unbalanced	Balanced	1 Rotating Part	2 Stationary Part	3 Elastomers	4 Spring	5 Collar	
up to 16 bar	- 30°C to + 120°C	●		SiC (Q_1)	Carbon (B)	EPDM (E)	AISI316 (G)		Q_1BEG
	- 30°C to + 80°C	○		SiC (Q_1)	Carbon (B)	FPM (V)	AISI316 (G)		Q_1BVG
	- 30°C to + 140°C		○	SiC with graphite (Q_g)	SiC (Q_1)	EPDM (E)	AISI316 (G)		HQ_gQ_1EG
	- 30°C to + 80°C		○	SiC with graphite (Q_g)	SiC (Q_1)	FPM (V)	AISI316 (G)		HQ_gQ_1VG
	- 30°C to + 140°C		○	SiC (Q_1)	Carbon (B)	EPDM (E)	AISI316 (G)		HQ_1BEG
from 16 bar to 25 bar	- 30°C to + 140°C		●	SiC (Q_1)	Carbon (B)	EPDM (E)	AISI316 (G)		HQ_1BEG
	- 30°C to + 80°C		○	SiC (Q_1)	Carbon (B)	FPM (V)	AISI316 (G)		HQ_1BVG
	- 30°C to + 140°C		○	SiC with graphite (Q_g)	SiC (Q_1)	EPDM (E)	AISI316 (G)		HQ_gQ_1EG
	- 30°C to + 80°C		○	SiC with graphite (Qg)	SiC (Q_1)	FPM (V)	AISI316 (G)		HQ_gQ_1VG

Pipe Connection data

EVMS 1-3-5-10-15-20

Oval Flange (N)

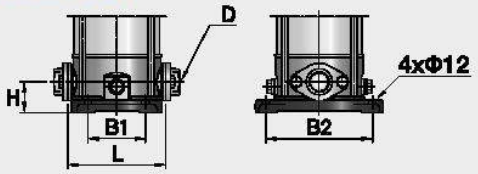

Maximum operating pressure	Dimensions	EVMS (AISI 1.4301) EVMSL (AISI 1.4401)			
		1/3	5	10	15/20
PN16	D	G1	G1¼	G1½	G2
	L	160	160	200	200
	B1 / B2	100/180	100/180	130/215	130/215
	H	50	50	80	90

Oval Flange (N)

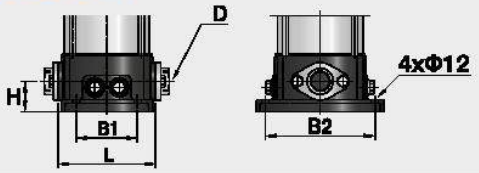

Maximum operating pressure	Dimensions	EVMSG (Cast Iron)			
		1/3	5	10	15/20
PN16	D	G1	G1¼	G1½	G2
	L	160	160	200	200
	B1 / B2	100/180	100/180	130/215	130/215
	H	50	50	80	90

Round Flange (F)

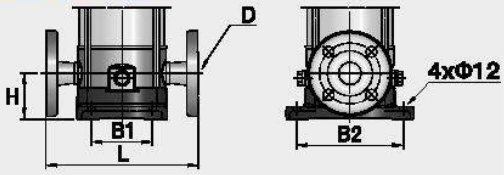

Maximum operating pressure	Dimensions	EVMS (AISI 1.4301) EVMSL (AISI 1.4401)			
		1/3	5	10	15/20
PN25	D	DN25	DN32	DN40	DN50
	L	250	250	280	300
	B1 / B2	100/180	100/180	130/215	130/215
	H	75	75	80	90

Round Flange (F)

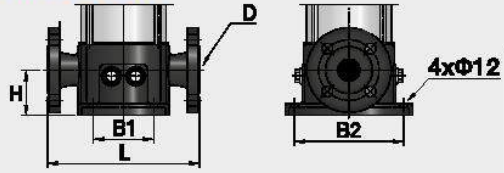

Maximum operating pressure	Dimensions	EVMSG (Cast Iron)			
		1/3	5	10	15/20
PN25	D	DN25	DN32	DN40	DN50
	L	250	250	280	300
	B1 / B2	100/180	100/180	130/215	130/215
	H	75	75	80	90

Loose Flange (LF)

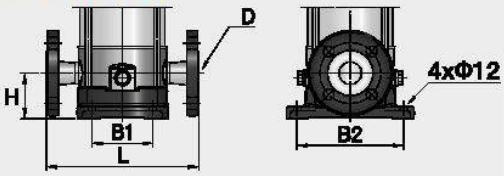

Maximum operating pressure	Dimensions	EVMS (AISI 1.4301) EVMSL (AISI 1.4401)			
		1/3	5	10	15/20
PN25	D	DN25	DN32	DN40	DN50
	L	250	250	280	300
	B1 / B2	100/180	100/180	130/215	130/215
	H	75	75	80	90

Victaulic® (V)

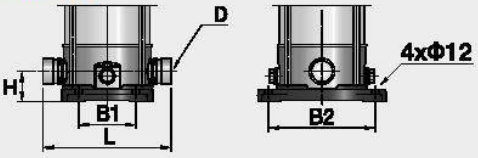

Maximum operating pressure	Dimensions	EVMS (AISI 1.4301) EVMSL (AISI 1.4401)			
		1/3	5	10	15/20
PN25	D	DN32	DN32	DN50	DN50
	L	210	210	261	261
	B1 / B2	100/180	100/180	130/215	130/215
	H	50	50	80	90

Clamp (C)

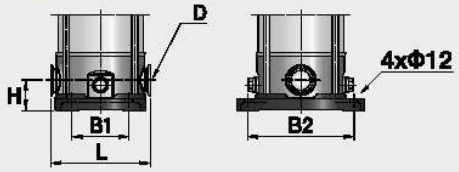

Maximum operating pressure	Dimensions	EVMS (AISI 1.4301) EVMSL (AISI 1.4401)			
		1/3	5	10	15/20
PN25	D	Φ59	Φ59	Φ87	Φ87
	L	162	162	202	202
	B1 / B2	100/180	100/180	130/215	130/215
	H	50	50	80	90

VERTICAL MULTISTAGE PUMPS EVMS

SELECTION CHART
EVMS(.)1-3-5

	Pump Type		Motor			Maximum working pressure (MPa)	Q=Capacity								
							l/min	0	12	20	30	40	60	75	100	130
			kW	HP	Size		m³/h	0	0.72	1.2	1.8	2.4	3.6	4.5	6	7.8
	Single phase	Three phase					H=Total manometric head in meters									
1	EVMS(.)1 2/0.37M	EVMS(.)1 2/0.37	0.37	0.5	71	1.6	11.9	11.2	10.4	9.1	7.1	-	-	-	-
	EVMS(.)1 3/0.37M	EVMS(.)1 3/0.37	0.37	0.5	71		17.9	16.8	15.6	13.6	10.6	-	-	-	-
	EVMS(.)1 4/0.37M	EVMS(.)1 4/0.37	0.37	0.5	71		23.8	22.4	20.8	18.2	14.2	-	-	-	-
	EVMS(.)1 5/0.37M	EVMS(.)1 5/0.37	0.37	0.5	71		30	28	26	22.7	17.7	-	-	-	-
	EVMS(.)1 6/0.37M	EVMS(.)1 6/0.37	0.37	0.5	71		35.8	33.6	31.2	27.3	21.2	-	-	-	-
	EVMS(.)1 7/0.37M	EVMS(.)1 7/0.37	0.37	0.5	71		41.5	39.2	36.4	31.8	24.8	-	-	-	-
	EVMS(.)1 8/0.37M	EVMS(.)1 8/0.37	0.37	0.5	71		47.5	44.5	41.5	36.4	28.3	-	-	-	-
	EVMS(.)1 9/0.55M	EVMS(.)1 9/0.55	0.55	0.75	71		53.5	50.5	47	41	31.8	-	-	-	-
	EVMS(.)1 10/0.55M	EVMS(.)1 10/0.55	0.55	0.75	71		59.8	58	52	45.5	35.4	-	-	-	-
	EVMS(.)1 11/0.55M	EVMS(.)1 11/0.55	0.55	0.75	71		65.5	61.5	57	50	38.9	-	-	-	-
	EVMS(.)1 12/0.55M	EVMS(.)1 12/0.55	0.55	0.75	71		71.5	67	62.5	54.5	42.5	-	-	-	-
	EVMS(.)1 13/0.55M	EVMS(.)1 13/0.55	0.55	0.75	71		77.5	73	67.5	59	46	-	-	-	-
	EVMS(.)1 14/0.75M	EVMS(.)1 14/0.75	0.75	1	80		83.5	78.5	73	63.5	49.5	-	-	-	-
	EVMS(.)1 16/0.75M	EVMS(.)1 16/0.75	0.75	1	80		95.5	89.5	83	72.5	56.5	-	-	-	-
	EVMS(.)1 18/1.1M	EVMS(.)1 18/1.1	1.1	1.5	80		107	101	93.5	82	63.5	-	-	-	-
	EVMS(.)1 20/1.1M	EVMS(.)1 20/1.1	1.1	1.5	80		119	112	104	91	71	-	-	-	-
	EVMS(.)1 22/1.1M	EVMS(.)1 22/1.1	1.1	1.5	80		131	123	114	100	78	-	-	-	-
	EVMS(.)1 24/1.1M	EVMS(.)1 24/1.1	1.1	1.5	80		143	135	125	109	85	-	-	-	-
	EVMS(.)1 26/1.1M	EVMS(.)1 26/1.1	1.1	1.5	80		155	146	135	118	92	-	-	-	-
	EVMS(.)1 27/1.5M	EVMS(.)1 27/1.5	1.5	2	90 S	2.5	161	151	140	123	95.5	-	-	-	-
	EVMS(.)1 29/1.5M	EVMS(.)1 29/1.5	1.5	2	90 S		173	163	151	132	103	-	-	-	-
	EVMS(.)1 32/1.5M	EVMS(.)1 32/1.5	1.5	2	90 S		191	179	166	145	113	-	-	-	-
	EVMS(.)1 34/1.5M	EVMS(.)1 34/1.5	1.5	2	90 S		203	191	177	155	120	-	-	-	-
	EVMS(.)1 37/1.5M	EVMS(.)1 37/1.5	1.5	2	90 S		221	207	192	168	131	-	-	-	-
	EVMS(.)1 39/2.2M	EVMS(.)1 39/2.2	2.2	3	90 L		232	219	203	177	138	-	-	-	-
3	EVMS(.)3 2/0.37M	EVMS(.)3 2/0.37	0.37	0.5	71	1.6	14.7	-	14.1	13.6	12.9	10.9	8.3	-	-
	EVMS(.)3 3/0.37M	EVMS(.)3 3/0.37	0.37	0.5	71		22.1	-	21.1	20.4	19.4	16.4	12.5	-	-
	EVMS(.)3 4/0.37M	EVMS(.)3 4/0.37	0.37	0.5	71		29.5	-	28.2	27.1	25.8	21.9	16.7	-	-
	EVMS(.)3 5/0.55M	EVMS(.)3 5/0.55	0.55	0.75	71		36.9	-	35.2	33.9	32.3	27.4	20.9	-	-
	EVMS(.)3 6/0.55M	EVMS(.)3 6/0.55	0.55	0.75	71		44.2	-	42.5	40.5	38.8	32.8	25	-	-
	EVMS(.)3 7/0.75M	EVMS(.)3 7/0.75	0.75	1	80		51.5	-	49.5	47.5	45	38.3	29.2	-	-
	EVMS(.)3 8/0.75M	EVMS(.)3 8/0.75	0.75	1	80		59	-	56.5	54.5	51.5	44	33.4	-	-
	EVMS(.)3 9/1.1M	EVMS(.)3 9/1.1	1.1	1.5	80		66.5	-	63.5	61	58	49	37.6	-	-
	EVMS(.)3 10/1.1M	EVMS(.)3 10/1.1	1.1	1.5	80		73.5	-	70.5	68	64.5	54.5	41.5	-	-
	EVMS(.)3 11/1.1M	EVMS(.)3 11/1.1	1.1	1.5	80		81	-	77.5	74.5	71	60	46	-	-
	EVMS(.)3 12/1.1M	EVMS(.)3 12/1.1	1.1	1.5	80		88.5	-	84.5	81.5	77.5	65.5	50	-	-
	EVMS(.)3 13/1.5M	EVMS(.)3 13/1.5	1.5	2	90 S		96	-	91.5	88	84	71	54.5	-	-
	EVMS(.)3 14/1.5M	EVMS(.)3 14/1.5	1.5	2	90 S		103	-	98.5	95	90.5	76.5	58.5	-	-
	EVMS(.)3 15/1.5M	EVMS(.)3 15/1.5	1.5	2	90 S		111	-	106	102	97	82	62.5	-	-
	EVMS(.)3 16/1.5M	EVMS(.)3 16/1.5	1.5	2	90 S		118	-	113	109	103	87.5	67	-	-
	EVMS(.)3 17/2.2M	EVMS(.)3 17/2.2	2.2	3	90 L		125	-	120	115	110	93	71	-	-
	EVMS(.)3 19/2.2M	EVMS(.)3 19/2.2	2.2	3	90 L		140	-	134	129	123	104	79.5	-	-
	EVMS(.)3 21/2.2M	EVMS(.)3 21/2.2	2.2	3	90 L		155	-	148	142	136	115	87.5	-	-
	EVMS(.)3 23/2.2M	EVMS(.)3 23/2.2	2.2	3	90 L	2.5	170	-	162	156	149	126	96	-	-
	EVMS(.)3 24/2.2M	EVMS(.)3 24/2.2	2.2	3	90 L		177	-	169	163	155	131	100	-	-
	-	EVMS(.)3 25/3.0	3.0	4	100 L		184	-	176	170	161	137	104	-	-
	-	EVMS(.)3 27/3.0	3.0	4	100 L		199	-	190	183	174	148	113	-	-
	-	EVMS(.)3 29/3.0	3.0	4	100 L		214	-	204	197	187	159	121	-	-
	-	EVMS(.)3 31/3.0	3.0	4	100 L		229	-	218	210	200	170	129	-	-
	-	EVMS(.)3 33/3.0	3.0	4	100 L		243	-	232	224	213	181	138	-	-
5	EVMS(.)5 2/0.37M	EVMS(.)5 2/0.37	0.37	0.5	71	1.6	19	-	-	-	18	17.1	16	13.8	10.2
	EVMS(.)5 3/0.55M	EVMS(.)5 3/0.55	0.55	0.75	71		28.4	-	-	-	26.9	25.6	23.9	20.7	15.3
	EVMS(.)5 4/0.75M	EVMS(.)5 4/0.75	0.75	1	80		37.9	-	-	-	35.9	34.1	31.9	27.6	20.4
	EVMS(.)5 5/1.1M	EVMS(.)5 5/1.1	1.1	1.5	80		47.5	-	-	-	45	42.5	39.9	34.5	25.5
	EVMS(.)5 6/1.5M	EVMS(.)5 6/1.5	1.5	2	90 S		57	-	-	-	54	51	48	41.5	30.6
	EVMS(.)5 7/1.5M	EVMS(.)5 7/1.5	1.5	2	90 S		66.5	-	-	-	63	59.5	56	48.5	35.7
	EVMS(.)5 8/2.2M	EVMS(.)5 8/2.2	2.2	3	90 L		76	-	-	-	72	68	64	55	41
	EVMS(.)5 9/2.2M	EVMS(.)5 9/2.2	2.2	3	90 L		85.5	-	-	-	81	77	72	62	46
	EVMS(.)5 10/2.2M	EVMS(.)5 10/2.2	2.2	3	90 L		95	-	-	-	90	85.5	80	69	51
	EVMS(.)5 11/2.2M	EVMS(.)5 11/2.2	2.2	3	90 L		104	-	-	-	98.5	94	87.5	76	56
	-	EVMS(.)5 12/3.0	3.0	4	100 L		114	-	-	-	108	102	95.5	83	61
	-	EVMS(.)5 13/3.0	3.0	4	100 L		123	-	-	-	117	111	104	89.5	66.5
	-	EVMS(.)5 14/3.0	3.0	4	100 L		133	-	-	-	126	119	112	96.5	71.5
	-	EVMS(.)5 16/3.0	3.0	4	100 L		142	-	-	-	135	128	120	104	76.5
	-	EVMS(.)5 17/4.0	4.0	5.5	112 M		161	-	-	-	153	145	136	117	86.5
	-	EVMS(.)5 19/4.0	4.0	5.5	112 M	2.5	180	-	-	-	171	162	152	131	97
	-	EVMS(.)5 20/4.0	4.0	5.5	112 M		190	-	-	-	179	171	160	138	102
	-	EVMS(.)5 23/5.5	5.5	7.5	132 S		218	-	-	-	206	196	183	159	117
	-	EVMS(.)5 25/5.5	5.5	7.5	132 S		237	-	-	-	224	213	199	173	127
	-	EVMS(.)5 27/5.5	5.5	7.5	132 S		256	-	-	-	242	230	215	186	138

1.6 MPa=16 bar ; 2.5 MPa=25 bar

EBARA Pumps Europe reserves the right to make changes without prior notice

EVMS

VERTICAL MULTISTAGE PUMPS

SELECTION CHART
EVMS(.)10-15-20

	Pump Type		Motor			Maximum working pressure (MPa)	Q=Capacity												
			kW	HP	Size		l/min 0	75	100	130	150	180	200	250	300	350	400	450	480
							m³/h 0	4.5	6.0	7.8	9.0	10.8	12.0	15.0	18.0	21.0	24.0	27.0	28.8
	Single phase	Three phase					H=Total manometric head in meters												
10	EVMS(.)10 2/0.75M	EVMS(.)10 2/0.75	0.75	1	80	1.6	21.8	21.2	20.8	19.7	18.7	16.6	14.9	9.6	-	-	-	-	-
	EVMS(.)10 3/1.5M	EVMS(.)10 3/1.5	1.5	2	90 S		32.7	31.8	31.2	29.5	28.0	24.9	22.4	14.7	-	-	-	-	-
	EVMS(.)10 4/2.2M	EVMS(.)10 4/2.2	2.2	3	90 L		43.6	42.4	41.7	39.5	37.3	33.2	29.8	19.6	-	-	-	-	-
	EVMS(.)10 5/2.2M	EVMS(.)10 5/2.2	2.2	3	90 L		54.5	53	52	49.3	46.7	41.5	37.3	24.5	-	-	-	-	-
	EVMS(.)10 6/2.2M	EVMS(.)10 6/2.2	2.2	3	90 L		65.5	63.5	62.5	59	56	50	45	29.5	-	-	-	-	-
	-	EVMS(.)10 7/3.0	3.0	4	100 L		76.5	74	73	69	65.5	58	52	34.4	-	-	-	-	-
	-	EVMS(.)10 8/3.0	3.0	4	100 L		87.0	84.5	83.5	79	74.5	66.5	59.5	39.3	-	-	-	-	-
	-	EVMS(.)10 9/4.0	4.0	5.5	112 M		98	95.5	93.5	89	84	74.5	67	44	-	-	-	-	-
	-	EVMS(.)10 10/4.0	4.0	5.5	112 M		109	106	104	98.5	93.5	83	74.5	49	-	-	-	-	-
	-	EVMS(.)10 11/4.0	4.0	5.5	112 M		120	116	115	109	103	91.5	82	54	-	-	-	-	-
	-	EVMS(.)10 12/5.5	5.5	7.5	132 S		131	127	125	118	112	99.5	89.5	59	-	-	-	-	-
	-	EVMS(.)10 14/5.5	5.5	7.5	132 S		153	148	146	138	131	116	104	68.5	-	-	-	-	-
	-	EVMS(.)10 15/5.5	5.5	7.5	132 S		163	159	156	148	140	124	112	73.5	-	-	-	-	-
	-	EVMS(.)10 16/7.5	7.5	10	132 S	2.5	174	169	167	158	149	133	119	78.5	-	-	-	-	-
	-	EVMS(.)10 18/7.5	7.5	10	132 S		196	191	187	178	168	149	134	88.5	-	-	-	-	-
	-	EVMS(.)10 19/7.5	7.5	10	132 S		207	201	198	188	177	158	142	93.5	-	-	-	-	-
	-	EVMS(.)10 21/7.5	7.5	10	132 S		229	222	219	207	196	174	157	103	-	-	-	-	-
	-	EVMS(.)10 22/11	11	15	160 M		240	233	229	217	205	183	164	108	-	-	-	-	-
	-	EVMS(.)10 23/11	11	15	160 M		251	244	240	227	215	191	172	113	-	-	-	-	-
15	EVMS(.)15 1/1.1M	EVMS(.)15 1/1.1	1.1	1.5	80	1.6	14.7	-	-	13.8	13.6	13.3	13.0	12.4	11.6	10.2	8.4	-	-
	EVMS(.)15 2/2.2M	EVMS(.)15 2/2.2	2.2	3	90 L		29.5	-	-	27.5	27.1	26	26.1	24.9	23.1	20.4	16.8	-	-
	-	EVMS(.)15 3/3.0	3.0	4	100 L		44.5	-	-	41.5	40.5	39.7	39.1	37.3	34.7	30.6	25.2	-	-
	-	EVMS(.)15 4/4.0	4.0	5.5	112 M		59	-	-	55	54.5	53	52	50	46.5	41	33.5	-	-
	-	EVMS(.)15 5/5.5	5.5	7.5	132 S		73.5	-	-	69	68	66	65	62	58	51	42	-	-
	-	EVMS(.)15 6/5.5	5.5	7.5	132 S		88.5	-	-	82.5	81.5	79.5	78	74.5	69.5	61	50.5	-	-
	-	EVMS(.)15 7/7.5	7.5	10	132 S		103	-	-	96.5	95.0	92.5	91	87	81	71.5	58.5	-	-
	-	EVMS(.)15 8/7.5	7.5	10	132 S		118	-	-	110	109	106	104	99.5	92.5	81.5	67	-	-
	-	EVMS(.)15 9/11	11	15	160 M		133	-	-	124	122	119	117	112	104	92	75.5	-	-
	-	EVMS(.)15 10/11	11	15	160 M		147	-	-	138	136	132	130	124	116	102	84	-	-
	-	EVMS(.)15 11/11	11	15	160 M		162	-	-	151	149	146	143	137	127	112	92.5	-	-
	-	EVMS(.)15 12/11	11	15	160 M	2.5	177	-	-	165	163	159	156	149	139	122	101	-	-
	-	EVMS(.)15 13/11	11	15	160 M		191	-	-	179	176	172	169	162	150	133	109	-	-
	-	EVMS(.)15 15/15	15	20	160 M		221	-	-	206	203	199	195	187	174	153	126	-	-
	-	EVMS(.)15 17/15	15	20	160 M		250	-	-	234	231	225	221	211	197	173	143	-	-
20	EVMS(.)20 1/1.1M	EVMS(.)20 1/1.1	1.1	1.5	80	1.6	16.8	-	-	-	-	15.2	14.9	14.5	13.9	13.1	11.8	10.0	8.7
	-	EVMS(.)20 2/3.0	3.0	4	100 L		33.7	-	-	-	-	30.4	29.9	28.9	27.7	26.2	23.6	19.9	17.4
	-	EVMS(.)20 3/4.0	4.0	5.5	112 M		50.5	-	-	-	-	46	45	43.4	41.6	39.2	35.5	29.9	26.2
	-	EVMS(.)20 4/5.5	5.5	7.5	132 S		67.4	-	-	-	-	61	60	58	55.4	52.3	47.3	39.8	34.9
	-	EVMS(.)20 5/7.5	7.5	10	132 S	1.6	84.2	-	-	-	-	76.0	75	72.3	69.3	65.4	59	49.8	43.6
	-	EVMS(.)20 6/7.5	7.5	10	132 S		101	-	-	-	-	91.2	90	87	83.1	78.5	71	59.7	52.3
	-	EVMS(.)20 7/11	11	15	160 M		118	-	-	-	-	106	105	101	97	91.5	82.7	70	61.1
	-	EVMS(.)20 8/11	11	15	160 M		135	-	-	-	-	122	120	116	111	105	95	80	70
	-	EVMS(.)20 9/11	11	15	160 M		152	-	-	-	-	137	135	130	125	118	106	89.6	79
	-	EVMS(.)20 10/11	11	15	160 M	2.5	168	-	-	-	-	152	150	145	139	131	118	100	87
	-	EVMS(.)20 11/15	15	20	160 M		185	-	-	-	-	167	165	159	152	144	130	110	96
	-	EVMS(.)20 12/15	15	20	160 M		202	-	-	-	-	182	179	173	166	157	142	119	105
	-	EVMS(.)20 13/15	15	20	160 M		219	-	-	-	-	198	194	188	180	170	154	129	113
	-	EVMS(.)20 14/18.5	18.5	25	180 L		236	-	-	-	-	213	209	202	194	183	166	139	122
	-	EVMS(.)20 15/18.5	18.5	25	180 L		253	-	-	-	-	228	224	217	208	196	177	149	131
	-	EVMS(.)20 16/18.5	18.5	25	180 L		270	-	-	-	-	243	239	231	222	209	189	159	140

1.6 MPa=16 bar ; 2.5 MPa=25 bar

EBARA Pumps Europe reserves the right to make changes without prior notice

VERTICAL MULTISTAGE PUMPS EVMS

PERFORMANCE CURVE
EVMSG3

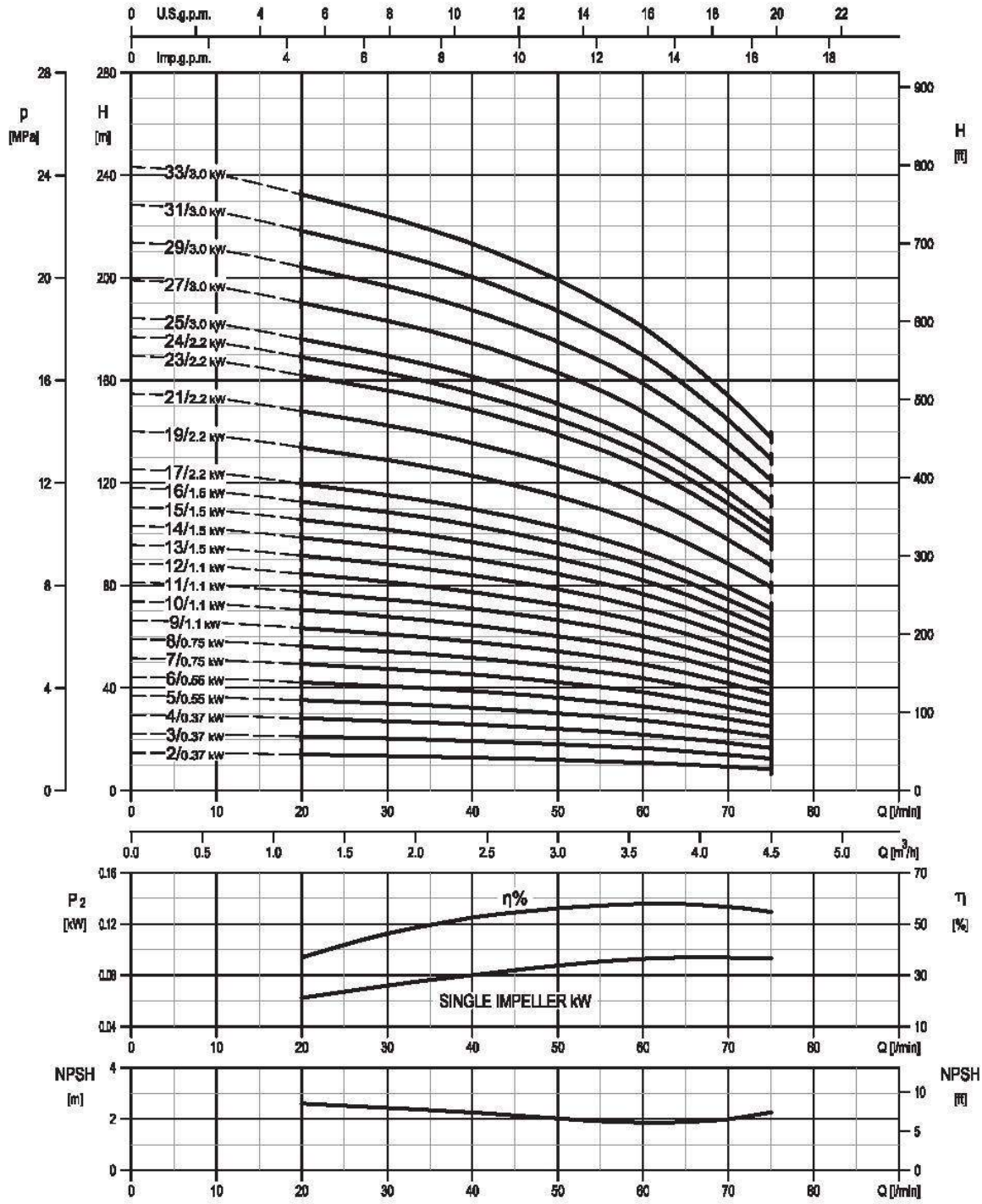

Rotation speed ≈2900 min^{-1}
Test standard: ISO 9906-Annex A

EBARA Pumps Europe reserves the right to make changes without prior notice

VERTICAL MULTISTAGE PUMPS EVMS

PERFORMANCE CURVE
EVMSG5

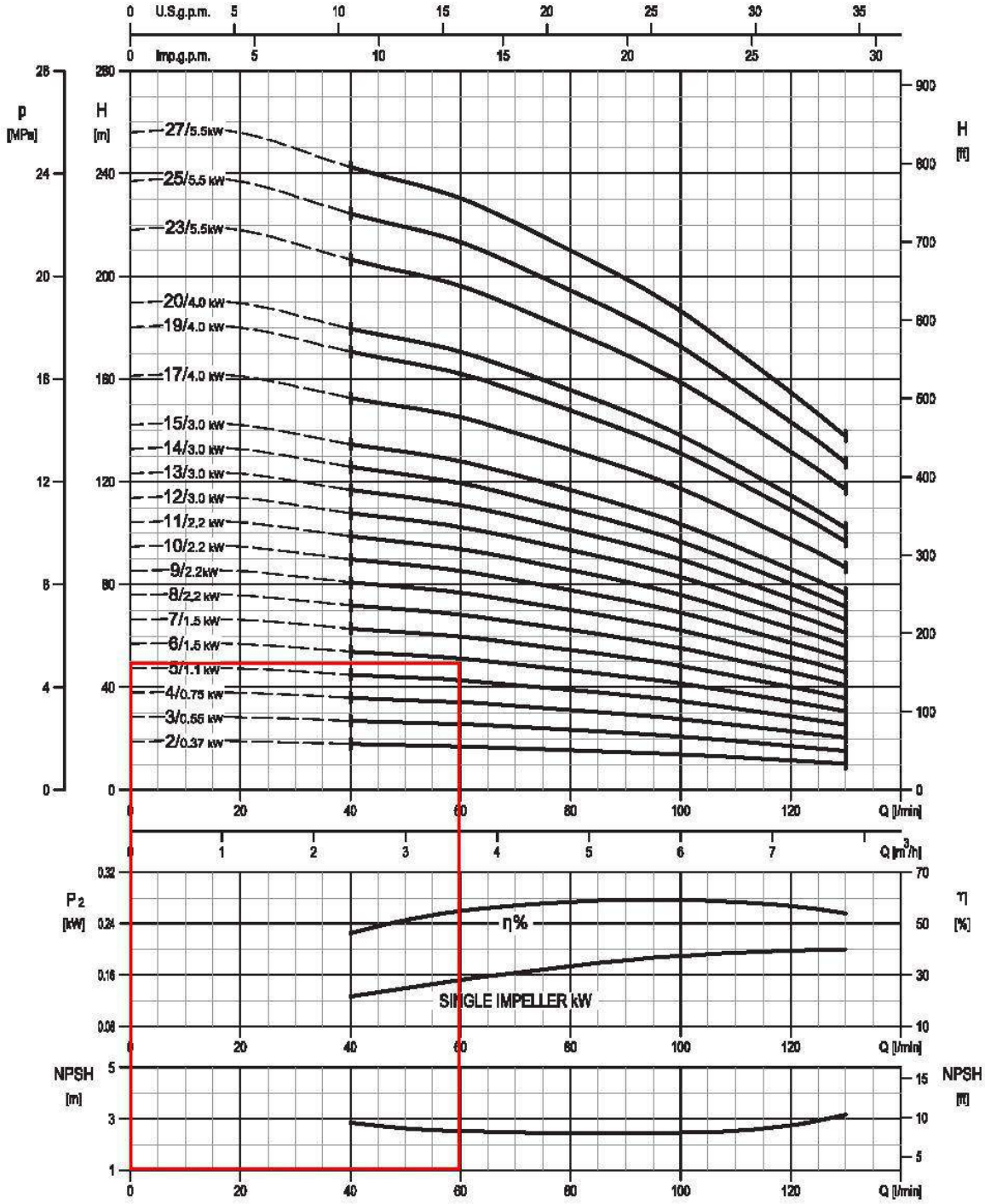

Rotation speed ≈2900 min^{-1}
Test standard: ISO 9906-Annex A

EBARA Pumps Europe reserves the right to make changes without prior notice

VERTICAL MULTISTAGE PUMPS EVMS

PERFORMANCE CURVE
EVMSG10

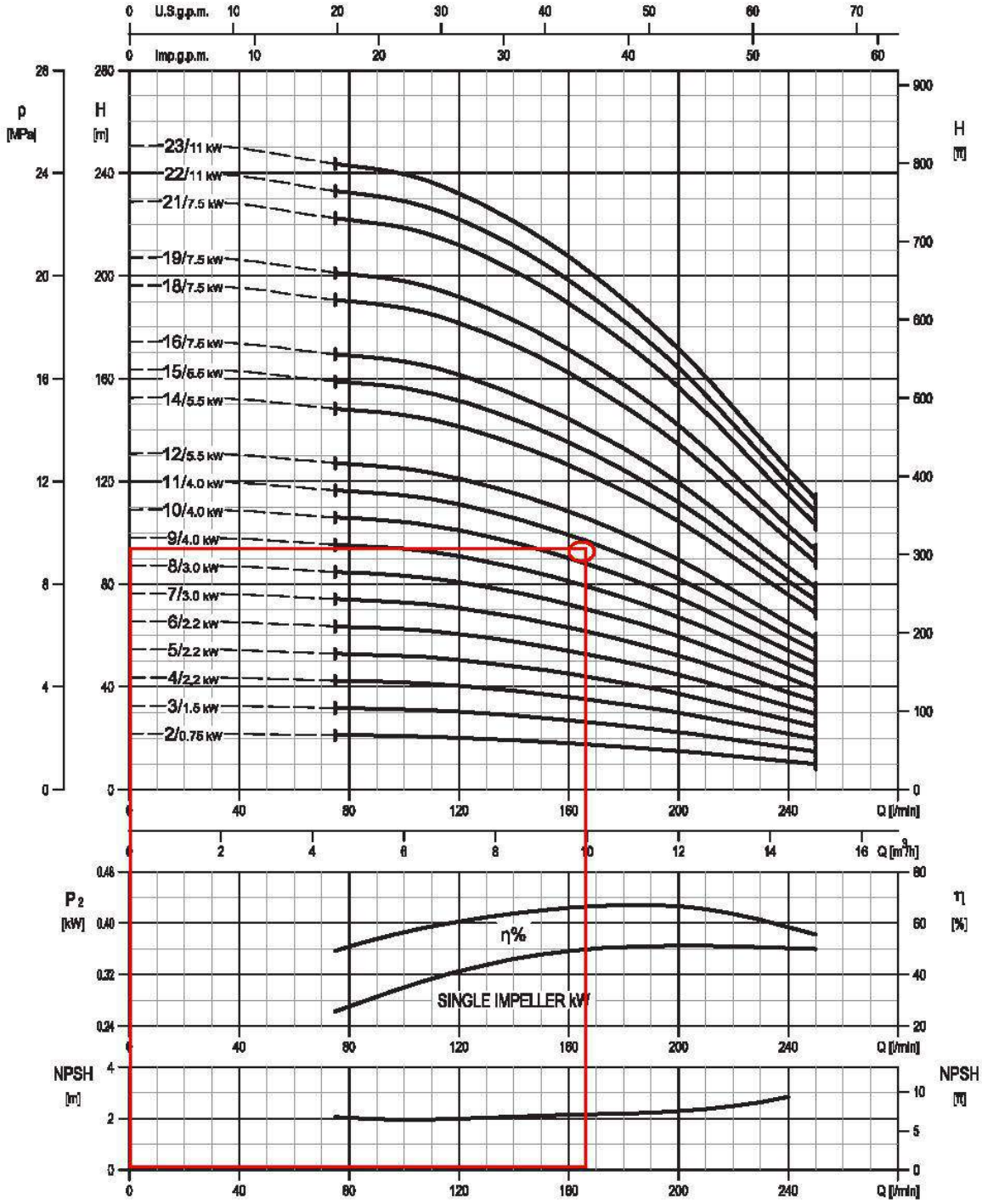

Rotation speed ≈2900 min^{-1}
Test standard: ISO 9906-Annex A

EBARA Pumps Europe reserves the right to make changes without prior notice

VERTICAL MULTISTAGE PUMPS EVMS

PERFORMANCE CURVE
EVMSG15

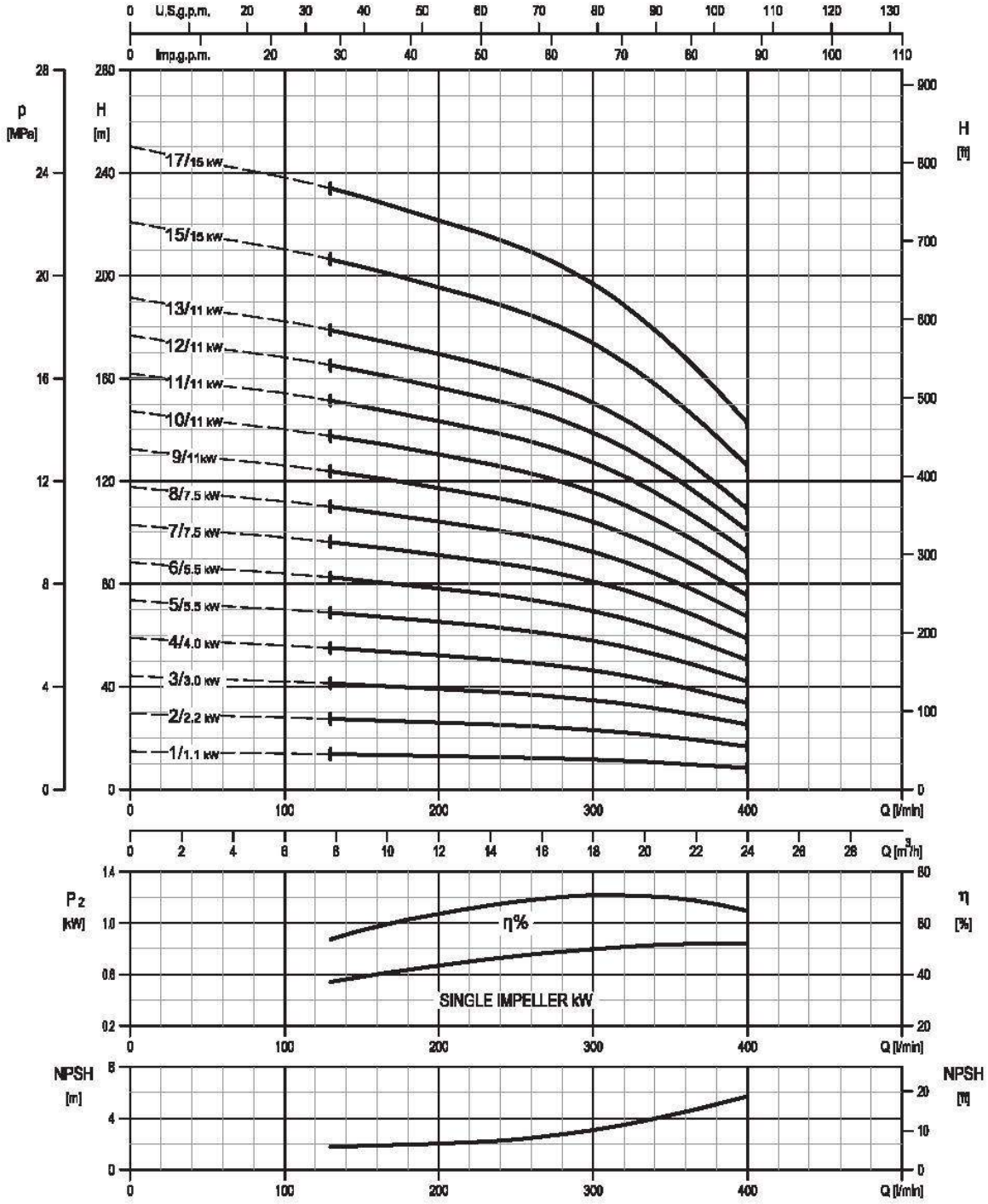

Rotation speed ≈2900 min^{-1}
Test standard: ISO 9906-Annex A

EBARA Pumps Europe reserves the right to make changes without prior notice

VERTICAL MULTISTAGE PUMPS EVMS

PERFORMANCE CURVE
EVMSG20

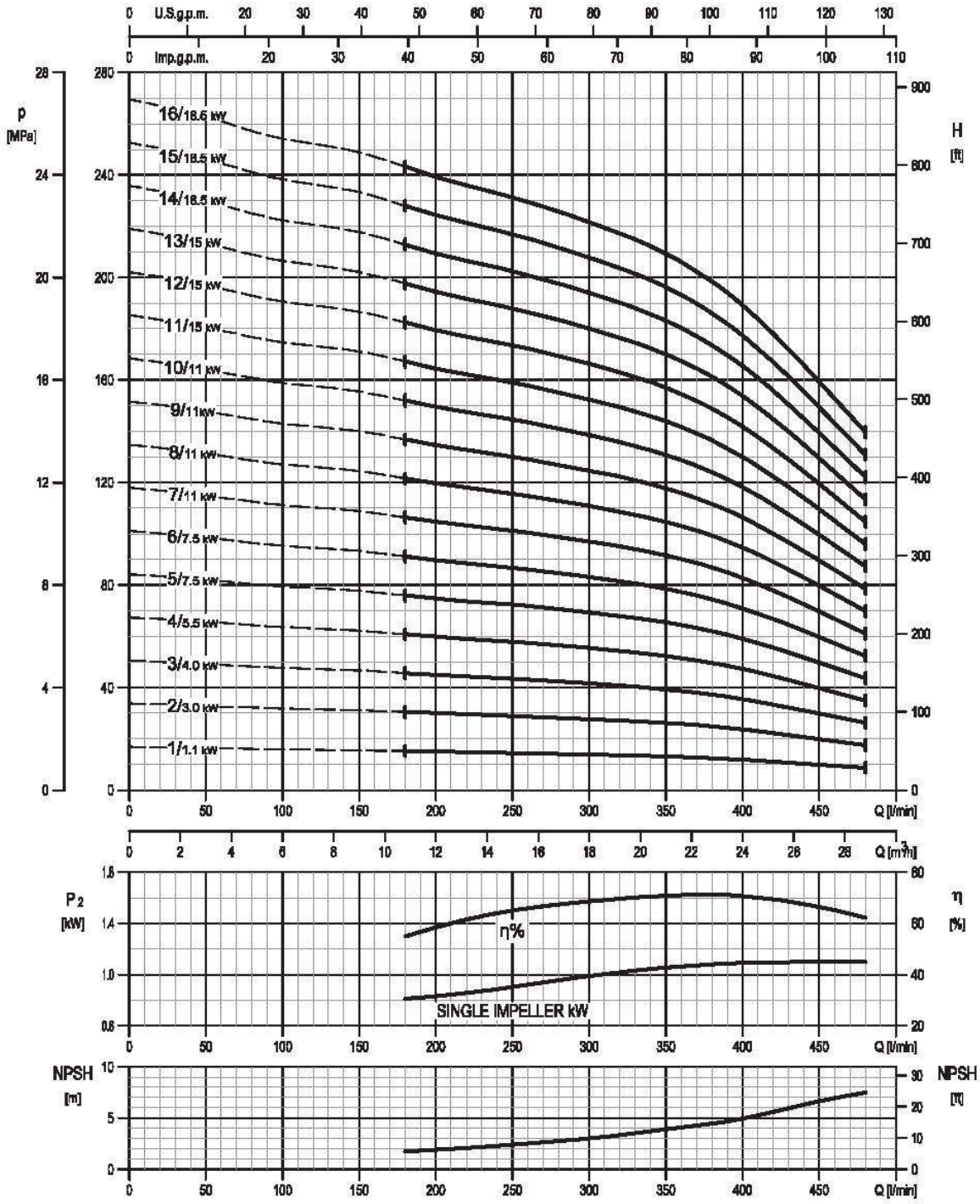

Rotation speed ≈2900 min^{-1}
Test standard: ISO 9906-Annex A

EBARA Pumps Europe reserves the right to make changes without prior notice

For further information

Data book

Instruction Manual

Kensaku
system for spare parts selection

Pump Selector

Please visit our website

www.ebarapumps.vn